

Shareholder Information

Five Year Summary	106
Share Information	107
Share Price Performance, Dividend History	108
General Information	109

Five Year Summary

Datwyler Group

in CHF millions	2016	2015	2014	2013	2012
Net revenue	1'215.8	1'165.2	1'251.9	1'382.0	1'414.2
Year-on-year change (%)	4.3	-6.9	-9.4	-2.3	9.6
EBITDA	204.3	179.4	185.8	194.4	203.1
Depreciation and amortisation	58.2	53.3	53.6	58.4	52.1
As % of net revenue	4.8	4.6	4.3	4.2	3.7
Year-on-year change (%)	9.2	-0.6	-8.2	12.1	18.1
Operating result before interest and tax (EBIT)	146.1	126.1	132.3	136.0	151.0
As % of net revenue	12.0	10.8	10.6	9.8	10.7
Year-on-year change (%)	15.9	-4.7	-2.7	-9.9	21.6
Net result	57.6	82.2	97.9	120.2	127.5
As % of net revenue	4.7	7.1	7.8	8.7	9.0
Year-on-year change (%)	-29.9	-16.0	-18.6	-5.7	32.5
Net cash from operating activities	90.7	172.5	110.8	166.3	124.4
As % of net revenue	7.5	14.8	8.9	12.0	8.8
Year-on-year change (%)	-47.4	55.7	-33.4	33.7	-16.8
Free cash flow (based on Consolidated Cash Flow Statement)	39.4	126.9	180.7	-39.6	-107.7
Non-current assets	496.3	453.4	459.7	429.2	445.8
Year-on-year change (%)	9.5	-1.4	7.1	-3.7	15.8
Current assets	720.8	675.7	700.1	693.9	633.2
Year-on-year change (%)	6.7	-3.5	0.9	9.6	24.9
Total assets	1'217.1	1'129.1	1'159.8	1'123.1	1'079.0
Equity	805.5	726.1	753.2	660.8	550.9
Year-on-year change (%)	10.9	-3.6	14.0	19.9	-14.4
As % of total assets	66.2	64.3	64.9	58.8	51.1
Total liabilities	411.6	403.0	406.6	462.3	528.1
Year-on-year change (%)	2.1	-0.9	-12.0	-12.5	112.4
Thereof current liabilities	208.5	196.3	206.0	259.8	291.1
Thereof long-term liabilities	203.1	206.7	200.6	202.5	237.0
Capital expenditure on property, plant and equipment	77.8	59.5	73.4	48.6	75.0
Year-on-year change (%)	30.8	-18.9	51.0	-35.2	17.0
Personnel expenses	311.9	296.6	329.5	367.6	358.8
Year-on-year change (%)	5.2	-10.0	-10.4	2.5	8.8
Number of employees (at year-end)	7'312	7'013	6'760	7'047	6'907
Year-on-year change (%)	4.3	3.7	-4.1	2.0	31.3

Dätwyler Holding Inc.

in CHF mio.	2016	2015	2014	2013	2012
Finance and investment income	207.8	79.7	91.3	70.0	95.9
Annual profit	146.4	72.8	102.9	64.7	90.2
Equity	1'001.6	891.4	961.6	903.3	879.6
Equity as % of total assets	86.7	85.5	86.3	85.6	85.3
Share capital	0.9	0.9	0.9	0.9	0.9
Distribution	37.4 ¹	36.2	142.9	44.6	40.9

¹ Board of Directors' proposal to the Annual General Meeting.

Share Information

	Notes	Currency	2016	2015	2014	2013	2012
Share capital							
		in CHF mio.	0.85	0.85	0.85	0.85	0.85
Eligible for a dividend		in CHF mio.	0.85	0.82	0.80	0.80	0.78
Number of shares							
Bearer shares of CHF 0.05 each			12'600'000	12'600'000	12'600'000	12'600'000	12'600'000
Unissued shares			–	550'042	1'047'673	1'066'423	1'415'347
Bearer shares in issue			12'600'000	12'049'958	11'552'327	11'533'577	11'184'653
Registered shares of CHF 0.01 each			22'000'000	22'000'000	22'000'000	22'000'000	22'000'000
Market price (high/low)							
	1						
Bearer share – high	2	CHF	153.00	148.70	147.20	125.00	99.25
Bearer share – low	2	CHF	111.00	102.00	111.00	86.35	63.00
Trading volume							
Number of shares			3'385'022	3'559'931	4'058'475	3'613'451	1'909'732
Value		in CHF mio.	463	454	525	386	142
Gross dividend							
Bearer share		CHF	2.20 ³	2.20	8.96	2.80	2.60
Registered share		CHF	0.44 ³	0.44	1.79	0.56	0.52
Net result per share							
	4						
Bearer share		CHF	3.47	5.04	6.14	7.60	8.23
Registered share		CHF	0.69	1.01	1.23	1.52	1.65
Net cash from operating activities per share							
	4						
Bearer share		CHF	5.46	10.59	6.95	10.51	8.03
Registered share		CHF	1.09	2.12	1.39	2.10	1.61
Price/earnings ratio (average)							
			39.4	25.3	21.1	14.1	9.0
Equity per share							
	4						
Bearer share		CHF	47	44	47	41	35
Registered share		CHF	9	9	9	8	7
Market capitalisation							
Average for the year		in CHF mio.	2'273	2'078	2'062	1'690	1'152
As % of equity			282	286	274	256	209
At 31 December		in CHF mio.	2'353	2'359	2'037	1'974	1'346
As % of equity			292	325	270	299	244

The Articles of Association of Dätwyler Holding Inc. do not contain any opting-out or opting-up provisions pursuant to the Swiss Stock Exchange Act.

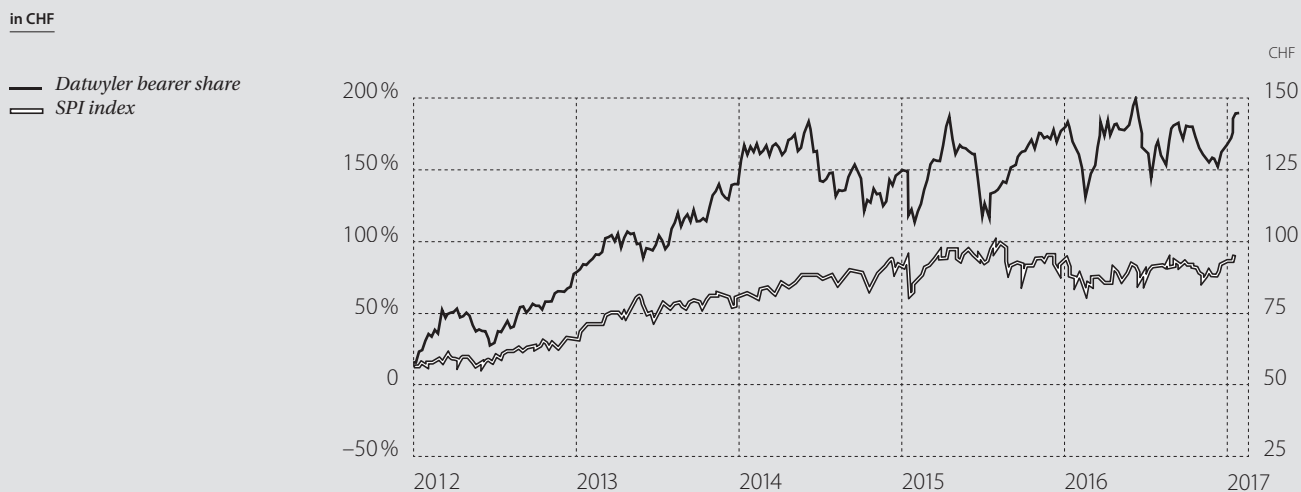
¹ Swiss Stock Exchange (SIX).

² Issued at a price of CHF 2'250 in October 1986. 100-for-1 share split on 6 July 2007.

³ Board of Directors' proposal to the Annual General Meeting.

⁴ As adjusted per share ranking for dividend.

Share Price Performance



Dividend History

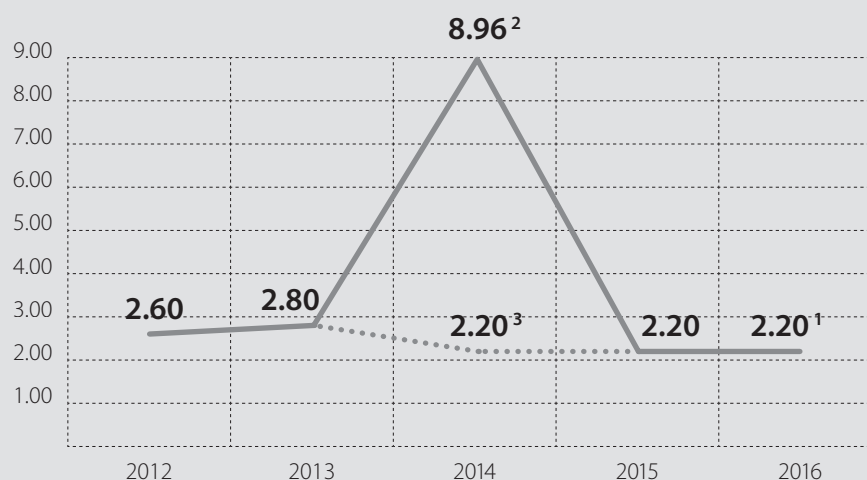
Dividend per share in CHF

— Dividend per share in CHF

¹ Proposal to the Annual General Meeting.

² Anniversary dividend (stock dividend plus cash dividend).

³ Cash dividend business year 2014.



Dividend in CHF millions

■ Net result in CHF millions

■ Dividend in CHF millions

¹ Proposal to the Annual General Meeting.

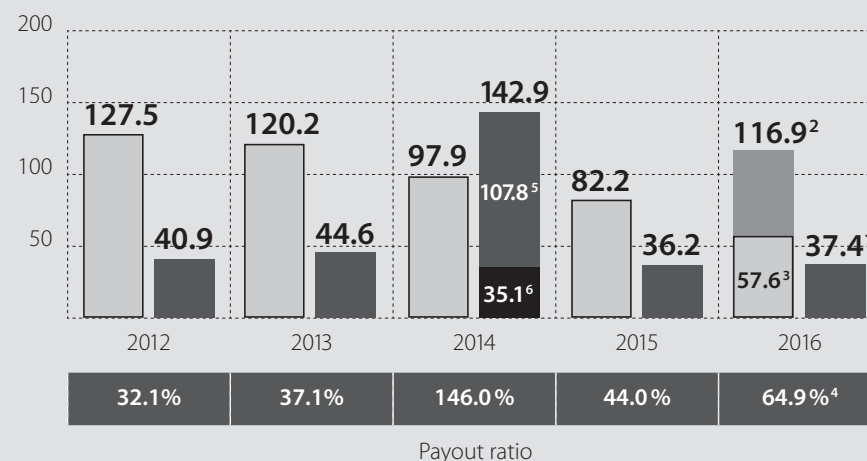
² Adjusted net result 2016.

³ Reported net result 2016.

⁴ Corresponds to 32.0% of the adjusted net result.

⁵ Stock dividend on the occasion of the 100 years anniversary.

⁶ Cash dividend business year 2014.



Payout ratio

General Information

Financial year

Datwyler Group: 1 January to 31 December

Dätwyler Holding Inc.: 1 January to 31 December

Incorporated

Dätwyler Inc.: 1915

Dätwyler Holding Inc.: 1958

publicly listed since 1986

Share trading

Bearer shares traded on the SIX Swiss Exchange

Ticker symbols

Security	Security No.	Investdata	ISIN	Common Code	Reuters
Datwyler bearer share	3 048 677	DAE	CH003 048677 0	XS030821700	DAEZ
Datwyler bond	20 029 554	DAE12	CH020 029554 8	085652214	DAE

Taxable value set by the Swiss Federal Tax Administration at 31 December 2016

Bearer share: CHF 138.40

1.125% Bond 2012–2018: 101.30%

Important dates

2017

Annual General Meeting: 7 March 2017

Interim Report: 11 August 2017

2018

Annual Press Conference and Analyst Conference: 6 February 2018

Annual General Meeting: 6 March 2018

Interim Report: 10 August 2018

Annual General Meetings are held at 5.00 p.m. at the theater(uri), Tellspielhaus, Altdorf

Press office and investor relations

T +41 41 875 19 00

F +41 41 875 12 28

info@datwyler.com

www.datwyler.com

This Annual Report is also available in German and can be downloaded from our website at www.datwyler.com.
In the event of any inconsistency, the German version will prevail.